

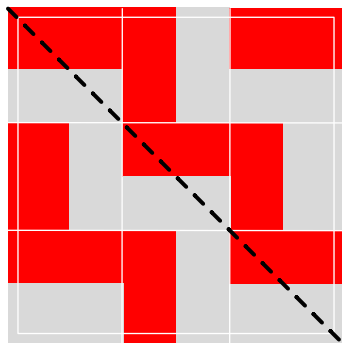
# Janome 2022 Quilt Along with Melissa Marginet

## Block 2 - Rail Fence + Crosshatch

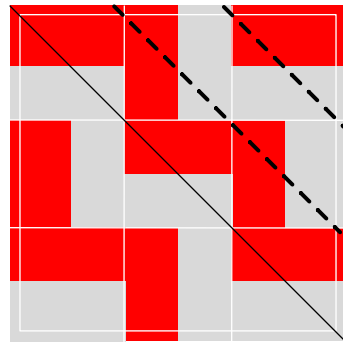


©2022 Melissa Marginet


1) Quilt the line in the centre of the block first.



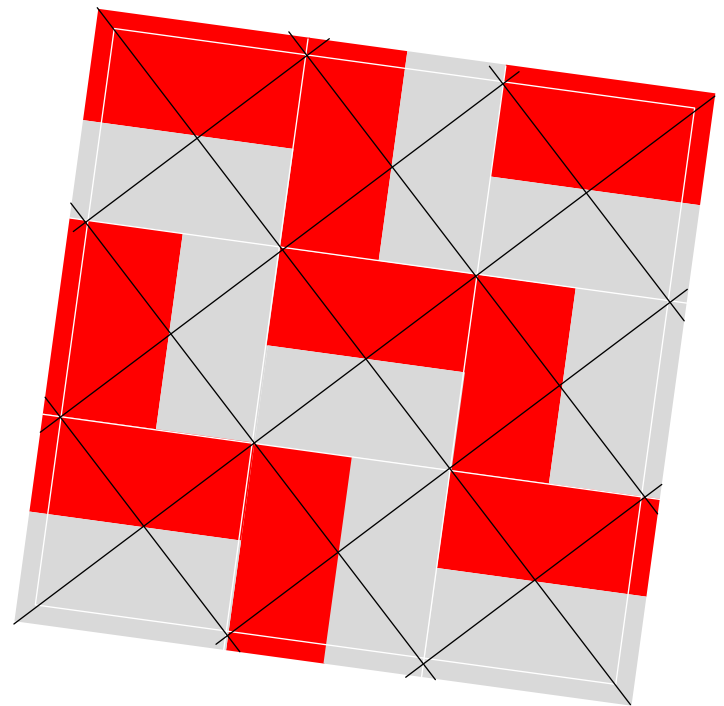

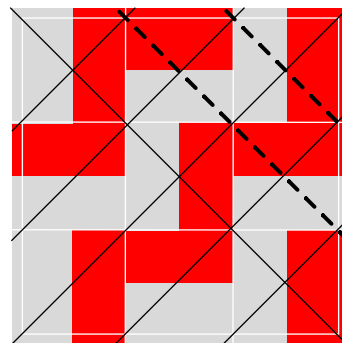

2) Quilt each line working towards the quilt edge.



3) Turn your work and quilt the remaining lines working towards the other quilt edge.



4) Turn your work. Repeat the steps above to complete the quilting in the other direction.



Don't forget to post your progress on social media.

#janomequiltalong @janomecanada @melissamarginet

